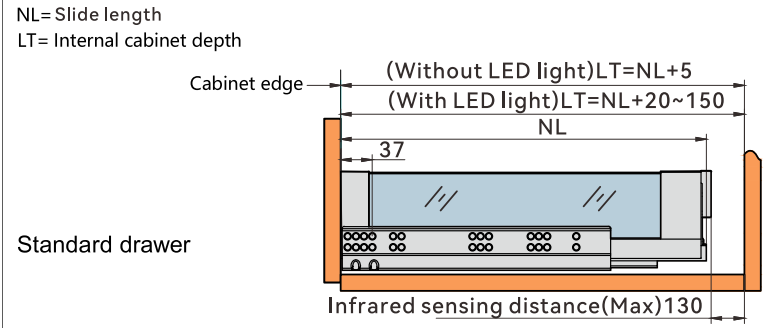
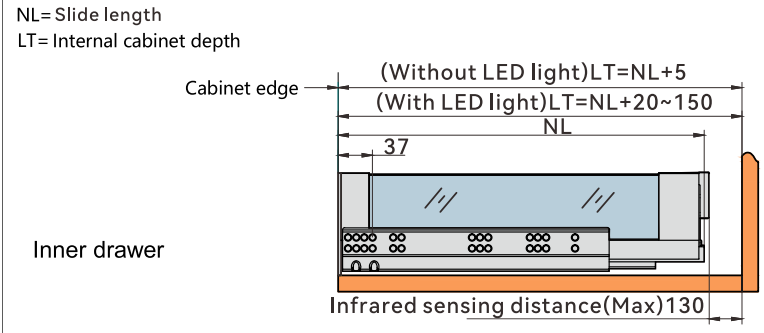


SLIM DOUBLE WALL DRAWER (GLASS SIDE SERIES)

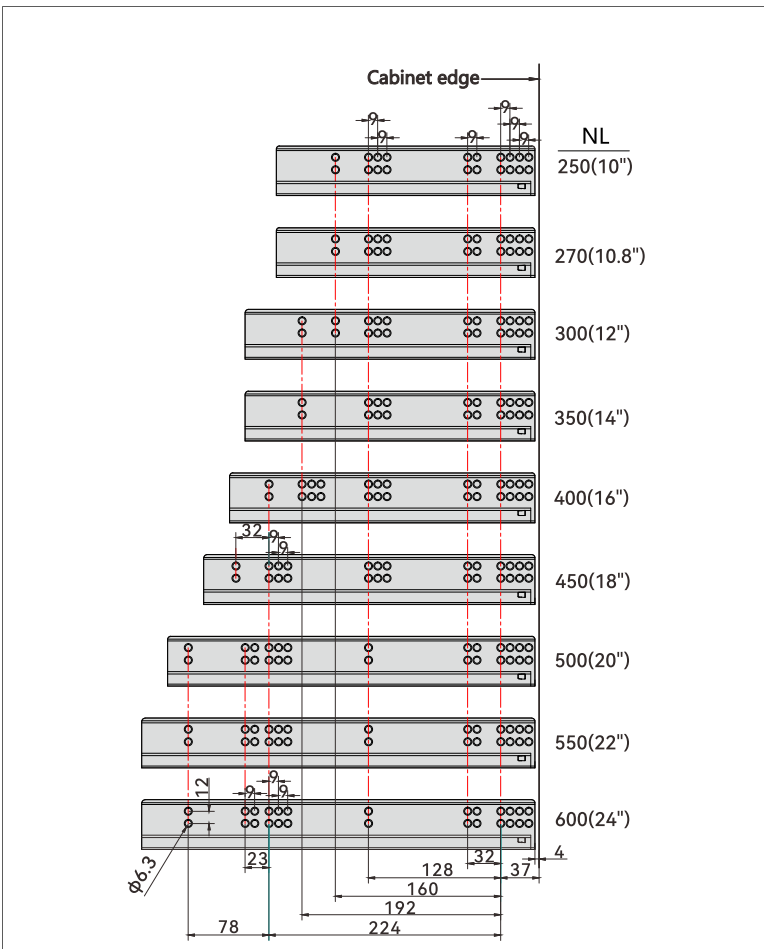
Standard drawer installation dimensions (mm)



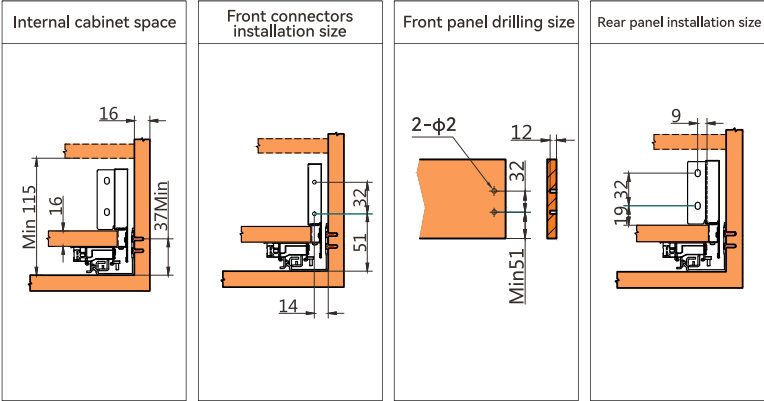
Inner drawer installation dimensions (mm)



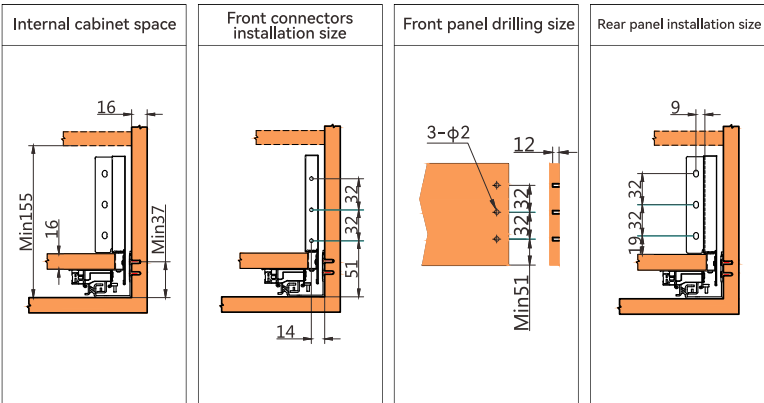
Drawer slide installation dimensions (mm)



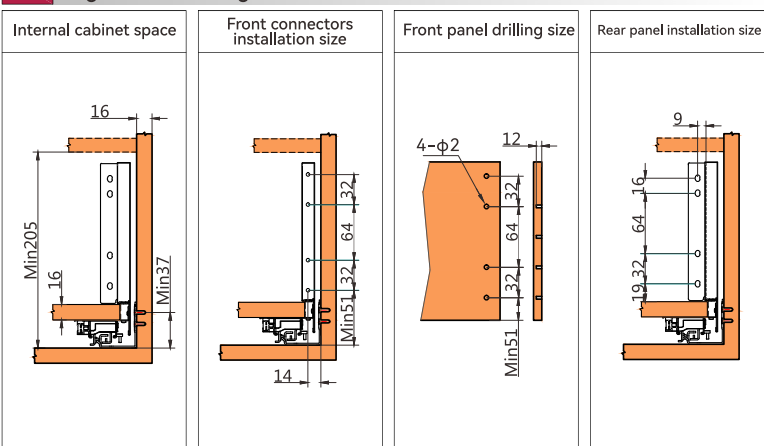
L Low Drawer Height L



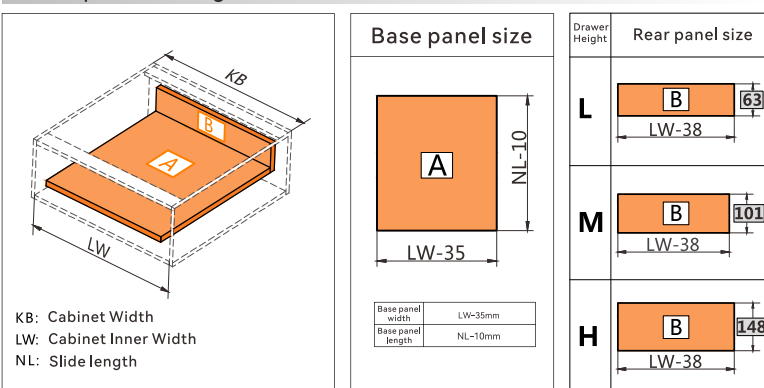
M Medium Drawer Height M



H High Drawer Height H



16mm panel cutting size



Drawer Installation Demonstration

<p>1</p> <p>St4×16mm self tapping screws</p> <p>Two sides keep abreast</p> <p>Base panel installation</p>	<p>2</p> <p>Rear panel installation</p>	<p>3</p> <p>St4×18mm self tapping screws</p> <p>Front panel connectors installation</p>	<p>4</p> <p>Front panel installation</p>	<p>5</p> <p>Slide the drawer into the cabinet</p>
--	--	--	---	--

Drawer Adjustment Demonstration

<p>1</p> <p>Front panel height adjustment±2mm</p>	<p>2</p> <p>Front panel width adjustment±1.2mm</p>	<p>3</p> <p>Front panel tilt adjustment-1.5+4</p>	<p>4</p> <p>Drawer depth adjustment0-5</p>	<p>5</p> <p>Decorative covers installation</p>
--	---	--	---	---

Drawer Disassembly Demonstration

<p>1</p> <p>Decorative covers disassembly</p>	<p>2</p> <p>Front panel disassembly</p>	<p>3</p> <p>Drawer disassembly</p>	<p>4</p> <p>Drawer disassembly</p>	<p>5</p> <p>Drawer disassembly</p>
--	--	---	---	---

Glass Installation and Disassembly Demonstration

<p>1</p> <p>Glass Installation</p>	<p>2</p> <p>Glass Installation</p>	<p>1</p> <p>Glass Disassembly</p>	<p>2</p> <p>Glass Disassembly</p>
---	---	--	--

(LED)Lighting Control System Installation Demonstration

<p>1</p> <p>Adjust according to actual application</p> <p>30 30</p>	<p>2</p> <p>Cable clamp</p>
--	------------------------------------

Inner Drawer Installation Demonstration

<p>1</p> <p>Inner drawer with square rail</p>
<p>2</p> <p>Inner drawer with square rail</p>
<p>1</p> <p>Inner drawer with glass</p>
<p>2</p> <p>Inner drawer with glass</p>
<p>2</p> <p>Low inner drawer</p>
<p>3</p> <p>Low inner drawer</p>